
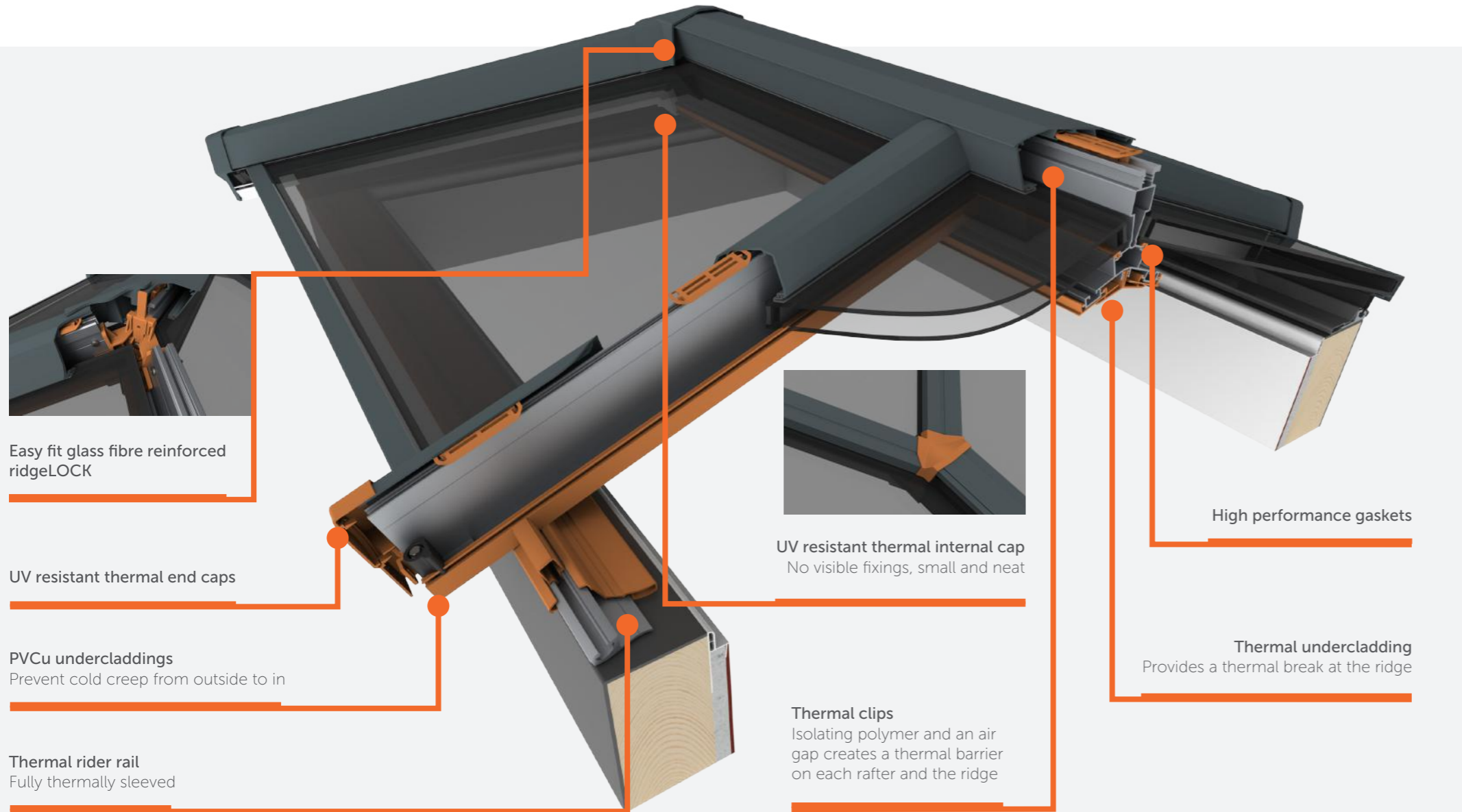


Thermal Aluminium Lantern



High quality at low prices

Simple, Stylish Roof Lanterns



Fitter friendly

Wendland roof lanterns are designed to be easy and fast to fit so you can move in to your new room quickly reassured by the high quality of a Wendland lantern.

- Unique pre-assembled ridgeLOCK system
- Clip-on ridge end covers
- Pre-fitted thermal clips
- Easy-fit clip-on capping



Natural light, neat design

A Wendland roof lantern provides a stunning focal point for any kitchen, living room or dining room. Designed to draw plenty of daylight into your room with its 20° pitch, a Wendland lantern makes your new room bright and airy. Thanks to a strong ridge the Wendland lantern has less bars than other lanterns and with a host of clip-on features there are no visible fixings. Put simply, this means that the lantern looks both neat and stylish.

Wendland lanterns are packed with thermal features to avoid condensation build-up. From the thermal rider rail to the thermal clips, these features combine to ensure excellent performance, especially important in a kitchen where heat levels can change quickly.

Made to measure, the lanterns are perfect for any flat roof extension or orangery and are available in aluminium (grey, white or black) or PVCu (grey or white).



Clip-on features
– fast to fit



RidgeLOCK - perfect
fit every time



Simple neat
design



Less bars than
other lanterns



No visible
fixings



High thermal
performance

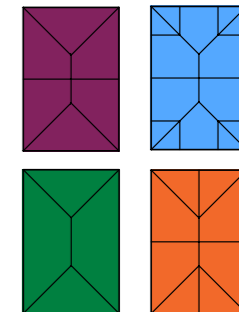
High quality at low prices

Your own space

Lantern Design: Wendland lanterns are made to measure and supplied with the least number of rafters as shown below.

Projection

| | 1000 | 1500 | 2000 | 2500 | 3000 | 3500 | 4000 | 4500 |
|------|-------|-------|-------|-------|-------|--------|--------|--------|
| 750 | Green | Green | Green | Green | Green | Orange | Orange | Orange |
| 1000 | | Green | Green | Green | Green | Orange | Orange | Orange |
| 1500 | | | Green | Green | Green | Orange | Orange | Orange |
| 2000 | | | | Green | Green | Orange | Orange | Orange |
| 2500 | | | | | Green | Orange | Orange | Orange |
| 3000 | | | | | | Orange | Orange | Orange |



This is for a maximum characteristic snow load of 0.8kN/m² or maximum site wind load of 1.0kN/m². More bars may be needed for higher wind and snow loads. Higher specifications can be met on request. ** Additional transoms required on ridge. *This size is possible but please contact R & D Technical for advise.

Material Finish: Choose from aluminium or PVCu lantern.


Aluminium Lantern

Choose black, white or grey external and white or grey internal finish.



PVCu Lantern


Choose grey or white internal or external finish.



Glass: Choose either blue or neutral Wendland Glass.

| Feature | Blue | Neutral |
|--|------|---------|
| Light transmission: % of light transmitted through the glass | 52% | 45% |
| Solar rejection: The proportion of the sun's heat that is rejected | 60% | 60% |
| U-Value | 1.2 | 1.2 |
| Self cleaning | ✓ | ✓ |
| UV protection: % of suns UV rays that are rejected | 83% | 78% |
| Toughened | ✓ | ✓ |
| Argon filled cavity | ✓ | ✓ |
| Warm edge spacer | ✓ | ✓ |
| Specialist roof glass | ✓ | ✓ |
| Guaranteed for 10 years | ✓ | ✓ |

Wendland lanterns can also be supplied unglazed if you would prefer to choose a different type of glass.



Neutral Blue